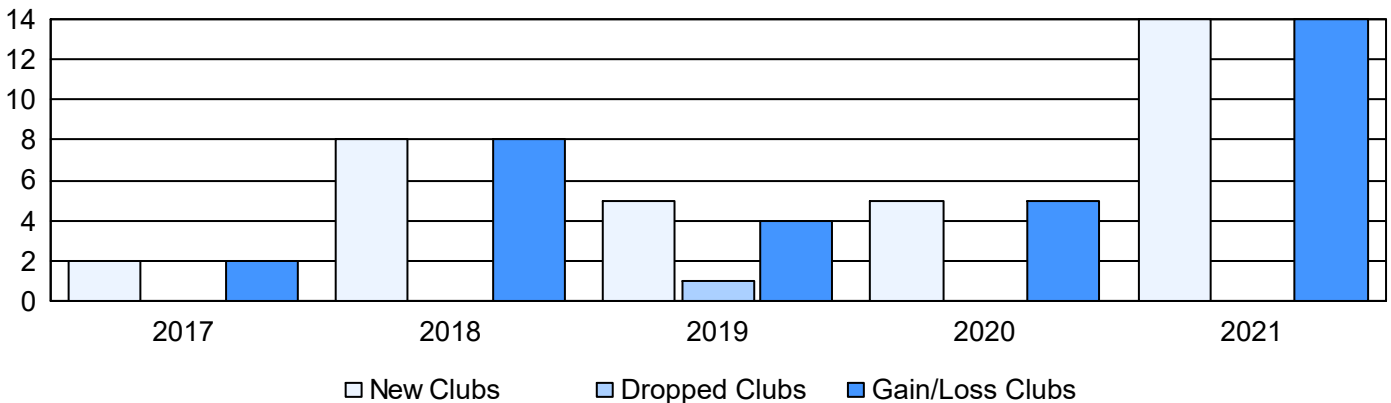
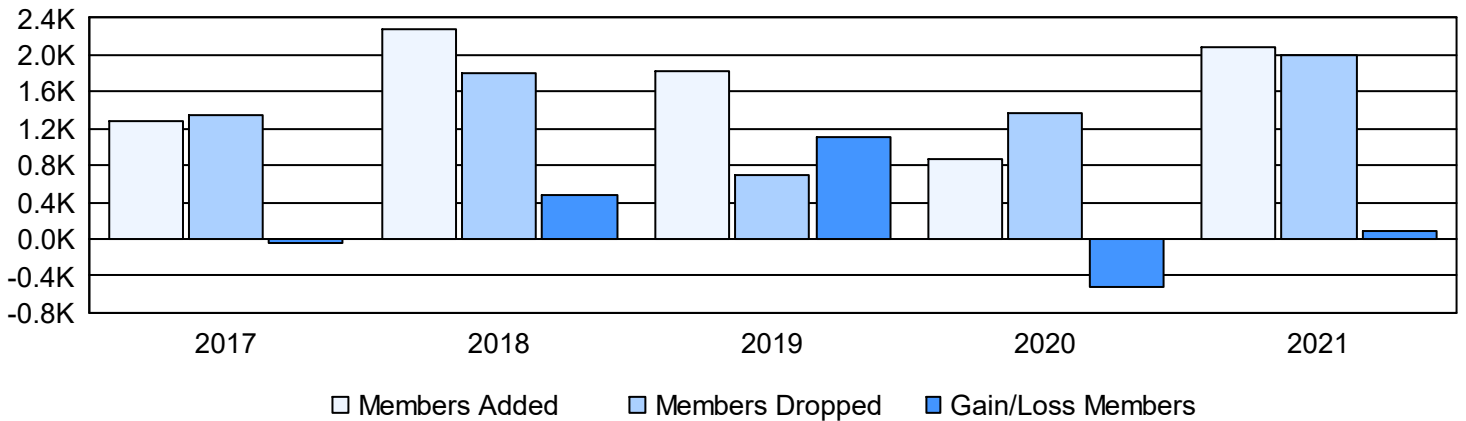


| Year           | New Clubs | Dropped Clubs | Gain/ Loss Clubs | New Members  | Charter Members | Reinstate Members | Transfer Members | Total Member Added | Total Members Dropped | Gain/ Loss Members |
|----------------|-----------|---------------|------------------|--------------|-----------------|-------------------|------------------|--------------------|-----------------------|--------------------|
| 2016-2017      | 2         | 0             | 2                | 820          | 67              | 393               | 8                | 1,288              | 1,342                 | -54                |
| 2017-2018      | 8         | 0             | 8                | 1,051        | 210             | 932               | 77               | 2,270              | 1,800                 | 470                |
| 2018-2019      | 5         | 1             | 4                | 1,575        | 218             | 18                | 7                | 1,818              | 704                   | 1,114              |
| 2019-2020      | 5         | 0             | 5                | 536          | 149             | 172               | 4                | 861                | 1,375                 | -514               |
| 2020-2021      | 14        | 0             | 14               | 1,086        | 451             | 533               | 16               | 2,086              | 2,000                 | 86                 |
| <b>Average</b> | <b>7</b>  | <b>0</b>      | <b>7</b>         | <b>1,014</b> | <b>219</b>      | <b>410</b>        | <b>22</b>        | <b>1,665</b>       | <b>1,444</b>          | <b>220</b>         |

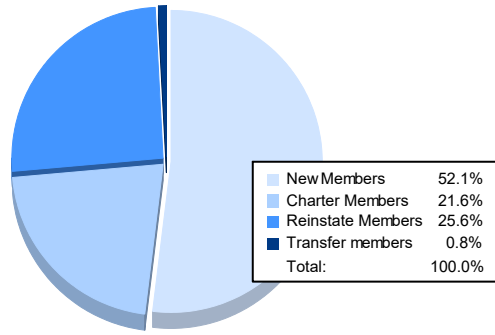
### Clubs



### Members



### Membership Composition June 2021 Cumulative



### Gender Composition June 2021 Cumulative

